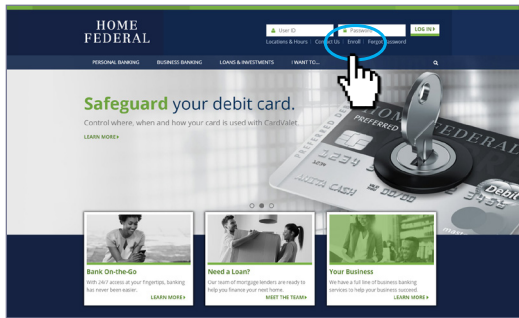


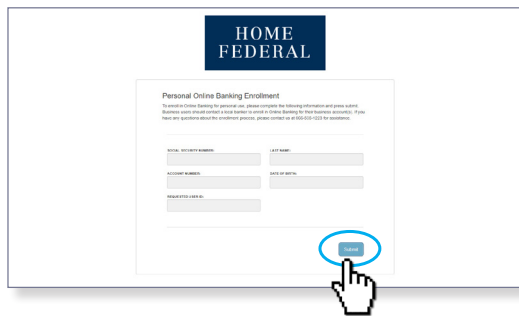
Home Federal Online Banking Sign-Up Instructions

Enroll in online banking in 5 easy steps!

- 1 Click on **"Enroll"** in the upper right of any screen on the Home Federal website, just below the login User ID/Password fields.

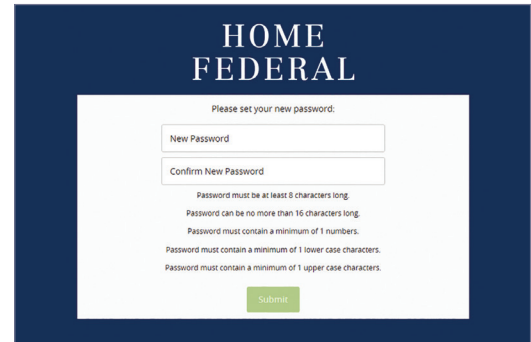


- 2 Fill out the **Online Banking Enrollment form** that appears with your personal and account information. Then click **"Submit."** (If you don't know your account number, please contact us.)



- 3 Follow the prompts until you're requested to **choose a delivery method** for receiving a **secure access code** (for your security of course!). Select the option for which you'd like to receive the access code and it will be sent to you almost instantly.

- 4 **Enter your secure access code on the screen, and click "Submit."** In the following screens, you'll get the option to register your device (or not, if it's a shared computer), you'll be asked to **establish your password**, and finally to confirm your contact information. Once you've done all that, you're set!



- 5 Simply come **back to JustCallHome.com and login with your user ID/password** in the upper right of our site to enjoy all the conveniences that online banking has to offer!

Just so you know, your same user ID/password is used to login to your account on the Home Federal mobile banking app! Also, please note that you must wait until the next business day to enroll in online banking after opening a brand new account. If you are already enrolled in online banking, and open an additional account(s), it will automatically appear on your online banking portal by the next business day.

Business banking clients: you must contact your local business banker to enroll in online business banking.

If you have any questions or issues,
feel free to call us at

888.489.5355.

Local bankers. Local service. Local decisions.

JustCallHome.com/OnlineBanking

Member FDIC



**HOME
FEDERAL**