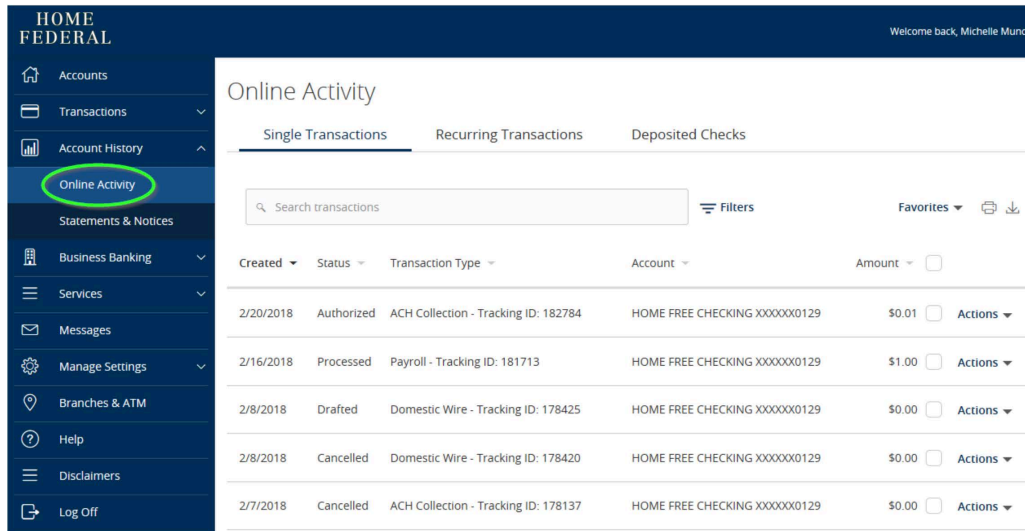


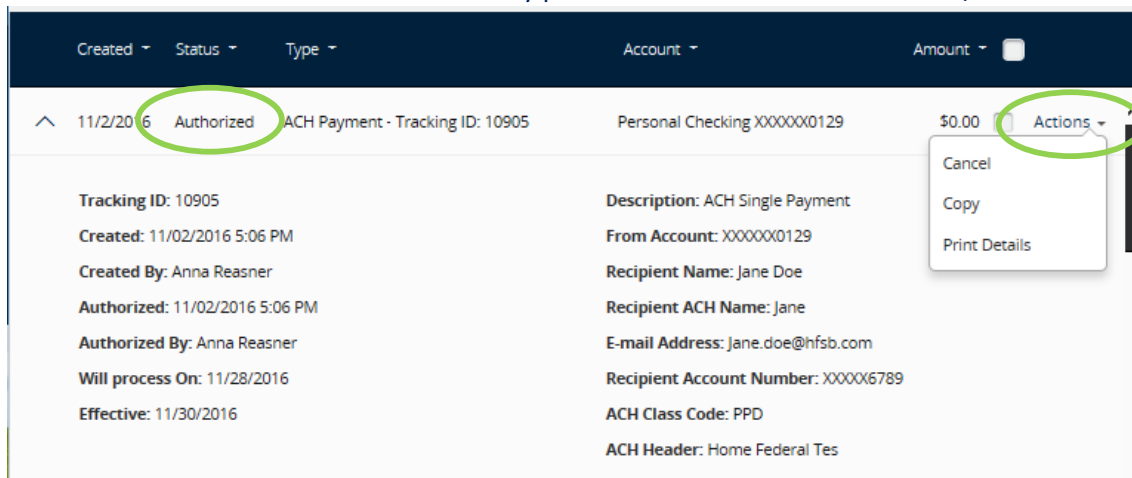


# How to delete/cancel ACH and Wire Transfers

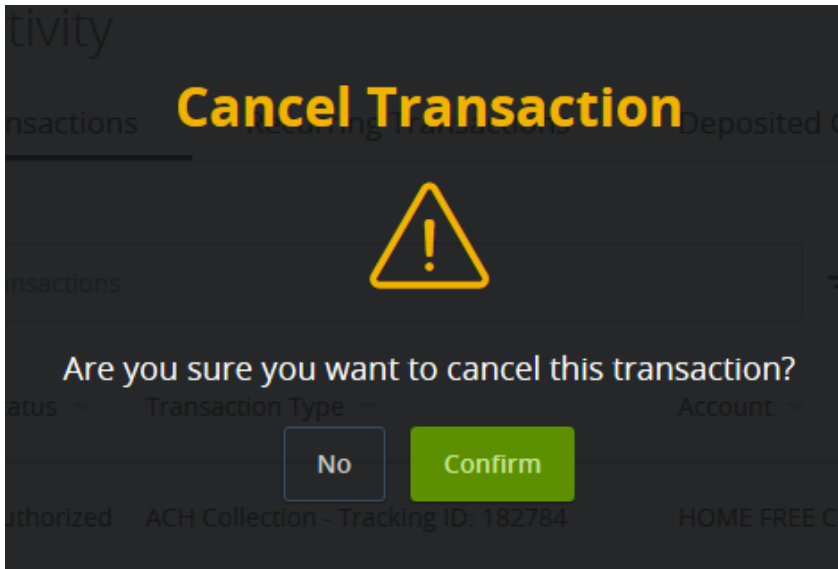
1. Login into online banking and navigate to **Account History > Online Activity**



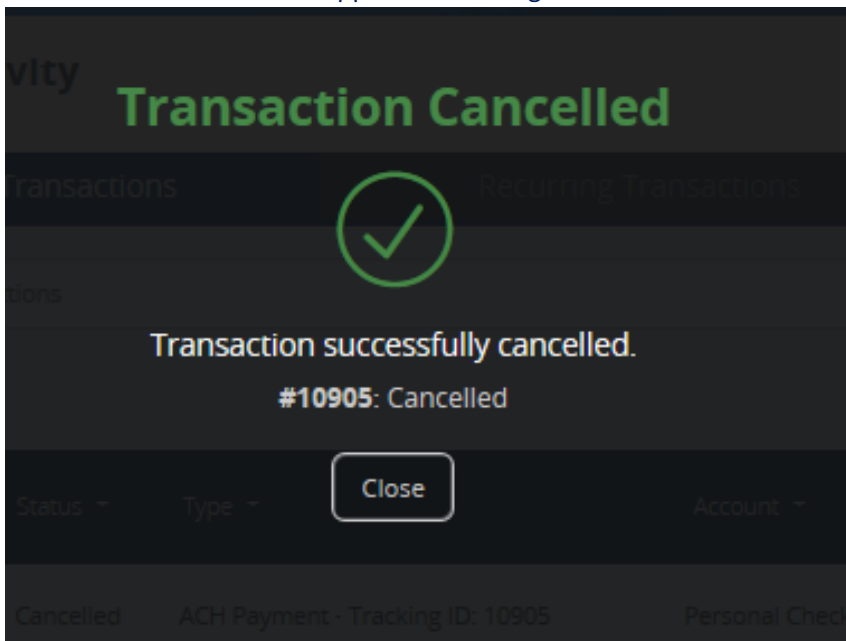
2. Locate the transaction to be deleted/cancelled (the list of transactions can be sorted by the arrows next to each column title or searched for by name or amount). Select **Actions** on the appropriate transaction and select cancel. Only transactions in Authorized or Drafted Status may be cancelled. Transactions that have already processed are unable to be deleted/cancelled.



- The next screen will be to confirm the cancellation of the transaction. Simply select *Confirm* to continue.



- A confirmation screen will appear confirming the transaction has been cancelled.



1. **Important to note** - To delete/cancel a recurring transaction you will also need to select the recurring transaction tab on the online activity page and delete the other recurring instances of the transaction.

The screenshot displays the 'Recurring Transactions' tab in a web application. At the top, there are three tabs: 'Single Transactions', 'Recurring Transactions' (which is circled in green), and 'Deposited Checks'. Below the tabs is a 'Filters' section with a 'Favorites' dropdown and icons for print and download. The filter section contains several input fields: 'Transaction Type' (set to 'All'), 'Status' (set to 'All'), 'Account' (set to 'All'), and 'Created By' (set to 'All'). There are also date pickers for 'Start Date' and 'End Date', both set to 'MM/DD/YYYY 31', and 'Amount' pickers set to '0.00 to 0.00'. 'Reset' and 'Apply' buttons are located at the bottom right of the filter section. Below the filters is a table with the following columns: 'Created', 'Status', 'Transaction Type', 'Account', and 'Amount'. The table contains two rows of data. The first row shows a transaction created on 4/19/2017, with a status of 'Cancelled', transaction type 'Funds Transfer - Tracking ID: 64024', account 'BASIC SAVINGS', and amount '\$0.50'. The 'Actions' dropdown for this row is circled in green. The second row shows a transaction created on 1/3/2017, with a status of 'Cancelled', transaction type 'Funds Transfer - Tracking ID: 24629', account 'HOME FREE CHECKING XXXXXX0129', and amount '\$0.01'.

Created	Status	Transaction Type	Account	Amount
4/19/2017	Cancelled	Funds Transfer - Tracking ID: 64024	BASIC SAVINGS	\$0.50 Actions
1/3/2017	Cancelled	Funds Transfer - Tracking ID: 24629	HOME FREE CHECKING XXXXXX0129	\$0.01 Actions